

Ale Imran & Co.
Chartered accountants

MIRZA SUGAR MILLS LTD.



COST AUDIT REPORT

FOR THE YEAR ENDED
SEPTEMBER 30TH, 2008

Ale Imran & Co.
Chartered accountants

MIRZA SUGAR MILLS LTD.



**COST AUDIT REPORT TO
S.E.C.P**

**FOR THE YEAR ENDED
SEPTEMBER 30TH, 2008**

Date: January 15th, 2009

Mr. TARIQ BAKHTAWAR
Director Enforcement,
SECP, 7th Floor, NIC Building,
63-Jinnah Avenue
Islamabad.
Ph. No. 051-9207091-4

Sub: **Cost Auditor's Report of M/s. Mirza Sugar Mills Limited**

Dear Sir,

With reference to our appointment as cost auditors of **M/s. Mirza Sugar Mills Limited** for the year ended September 30, 2008 under rule 3 of Companies (Audit of Cost Accounts) Rules, 1998 (the Rules) we are pleased to submit the observations and conclusions as required by SECP along with enclosed cost audit report.

1. The management accounts provided and the audited accounts accompanied by all related schedules required for cost audit were completed in nature so in our opinion there was nothing to report wrongly or unjustified.
2. As provided in the audited accounts (Auditor's Report to the Members, 3. b. ii and iii) we further certify that company's funds have not been used in negligible or inefficient manner.
3. Due to overall funds flow constraints, as substantiated by the cash flow statement, the Company has started implementing cost controlling factors evidence from the head:

Commission (Annex. 3)
Transport & Subsidy
Salaries & Wages

4. Current year date convince us in comment that company's efforts are remarkable in cost Controlling measures.

We assure you of our best professional services.


Yours truly,

Ale Imran & Co.
Chartered Accountants

ENCL: Original Challan

Ale Imran & Co.
Chartered accountants

MIRZA SUGAR MILLS LTD.



**COST AUDIT REPORT TO
MIRZA SUGAR MILLS LIMITED**

**FOR THE YEAR ENDED
SEPTEMBER 30TH, 2008**

COST AUDITORS'S REPORT

We M/s. Ale Imran & Co. Chartered Accountants having been appointed to conduct the audit of cost accounts of M/s. Mirza Sugar Mills Limited have examined the books of account and the statements prescribed under clause (e) of sub-section (1) of section 230 of the Companies Ordinance, 1984 and the other relevant record for the year ended on September 30, 2008 and report that:-

(1) We have obtained all the information and explanation, which to the best of our knowledge and belief were necessary for the purposes of this audit.

(2) In our opinion:-

(a) Proper cost accounting records as required by clause (e) of sub-section (1) of section 230 of the Companies Ordinance, 1984 (XLVII of 1984), and as required by these rules, have been kept by the company;

(b) Proper returns, statements and schedules for the purpose of audit of cost accounts have been received by us;

(c) The said books and records give the information required by the rules in the manner so required; and

(3) In our opinion and, subject to the best of our information:-

(a) The annexed statement of capacity utilization and stock-in-trade are in agreement the books of account of the company and exhibit true and fair view of the company's affairs; and

(b) Cost accounting records have been properly kept so as to give a true and fair view of the cost of production, processing, manufacturing and marketing of the under mentioned products of the company, namely :-

(I) Sugar

(II) Molasses

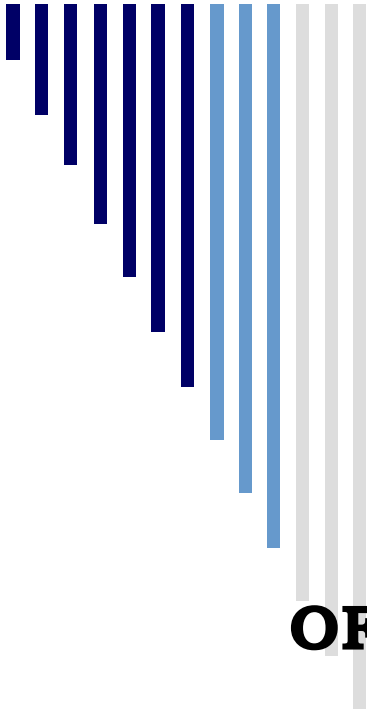
The matter contained in the ANNEX forms part of this report.

Karachi;
Dated: _____

Ale Imran & Co.
Chartered Accountants

Ale Imran & Co.
Chartered accountants

MIRZA SUGAR MILLS LTD.



**RECONCILIATION
OF FINANCIAL RECORD**

**FOR THE YEAR ENDED
SEPTEMBER 30TH, 2008**


MIRZA SUGAR MILLS LIMITED
For The Year Ended September 30, 2008

Reconciliation Of Cost Account With Financial Figures

| | 2007-2008 | 2006-2007 |
|--------------------------------------|--------------------|--------------------|
| Cost of Goods Sold(Financial Record) | 601,107,148 | 488,275,987 |
| Add: Operating Expenses | 37,747,672 | 27,301,969 |
| Finance Charges | 17,451,240 | 21,246,137 |
| Figure Cost Record | 656,306,060 | 536,824,093 |
| Add: Sales Tax | 105,130,825 | 74,273,583 |
| | 761,436,885 | 611,097,676 |
| Less: Molasses | (82,958,728) | (20,545,918.00) |
| Figure as Financial Record | 678,478,157 | 590,551,758 |

Ale Imran & Co.
Chartered accountants

MIRZA SUGAR MILLS LTD.



Annexure # 1

**Statement of Cost of Production & Sale of
White Bagged Sugar**

**FOR THE YEAR ENDED
SEPTEMBER 30TH, 2008**

MIRZA SUGAR MILLS LIMITED

Annexure # 1

Statement of Cost of Production And Sale of White Bagged Sugar

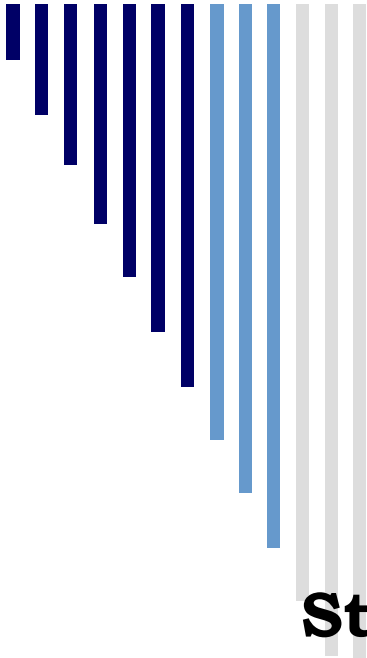
For The Year Ended September 30, 2008

| Quantitative Data - Bagged Sugar (M. Tons) | Current Year 2008 | | Prior Year 2007 | |
|--|-------------------|--|-----------------|--|
| OPENING STOCK | 0.800 | | 15.200 | |
| PRODUCTION | 31,090.000 | | 20,131.500 | |
| SALES | 28,944.600 | | 20,145.900 | |
| CLOSING STOCK | 2,146.200 | | 0.800 | |

| Description | Amount(Rs.) | Cost/Ton | Amount(Rs.) | Cost/Ton |
|--|------------------------|------------------|------------------------|------------------|
| Raw Material (D): | | | | |
| Sugar Cane (Annex # 3) | 545,191,887.81 | 17,535.92 | 419,168,100.80 | 20,821.50 |
| Process Material Annex. # 5 | 9,000,707.86 | 289.50 | 4,733,400.12 | 235.12 |
| SUB TOTAL | 554,192,595.67 | 17,825.42 | 423,901,500.92 | 21,056.63 |
| Salaries, Wages & Benefits (Annex. 6) (S) | 20,623,232.87 | 663.34 | 15,007,146.20 | 745.46 |
| Repair & Maintenance (S) | 13,437,599.62 | 432.22 | 8,327,005.94 | 413.63 |
| Steam (Annex. 07) (S) | 3,407,203.51 | 109.59 | 3,461,325.24 | 171.94 |
| Electric Power Generation (Annex. 08) (S) | 9,905,811.27 | 318.62 | 8,061,497.89 | 400.44 |
| Insurance (S) | 3,514,223.00 | 113.03 | 3,469,188.00 | 172.33 |
| Depreciation(S) | 21,886,713.00 | 703.98 | 23,998,321.00 | 1,192.08 |
| Factory Overheads (Annex. 09) (S) | 6,624,373.47 | 213.07 | 5,175,781.01 | 257.10 |
| Add: Opening Stock of WIP (S) | - | - | 1,203,329.00 | 59.77 |
| Less: Closing Stock of WIP (S) | | | (1,245,931.00) | (61.89) |
| Less: Realizable value of By Product: (D) | | | | |
| Molasses | (82,258,728.00) | - | (26,507,700.00) | - |
| Sale of Bagass | | | (173,506.00) | |
| SUB TOTAL | (82,258,728.00) | - | (26,681,206.00) | - |
| Net Cost Of Goods Manufacturing | 551,333,024.41 | 17,733.45 | 464,677,958.20 | 23,082.13 |
| Net Cost Of Goods Manufacturing | 551,333,024.41 | 17,733.45 | 464,677,958.20 | 23,082.13 |
| Add: Packing Material (S) | 8,479,797.16 | 272.75 | 5,181,862.20 | 257.40 |
| Net Cost of Bagged Sugar | 559,812,821.57 | 18,006.20 | 469,859,820.40 | 23,339.53 |
| Excise Duty/Sales Tax (S) | 105,130,825.00 | 3,381.50 | 74,273,583.00 | 3,689.42 |
| Total Cost Of Bagged Sugar | 664,943,646.57 | 21,387.70 | 74,273,583.00 | 3,689.42 |
| Add: Opening Stock (S) | (37,648,604.00) | - | 417,239.00 | - |
| Less: Closing Stock (S) | - | - | - | - |
| Cost of Sales | 627,295,042.57 | 20,176.75 | 544,550,642.40 | 27,049.68 |
| Administrative Expenses (Anex 10) | 32,167,143.66 | 1,034.65 | 32,167,143.66 | 1,597.85 |
| Selling & Distribution Exp.(Annex.11) (S) | 2,324,769.95 | 74.78 | 2,324,769.95 | 115.48 |
| Financial Charges (S) | 17,451,239.60 | 561.31 | 21,246,136.88 | 1,055.37 |
| Other Charges | - | - | 2,000.00 | 0.10 |
| Total for Annexure | 679,238,195.78 | 21,847.49 | 600,290,692.89 | 29,818.48 |

Ale Imran & Co.
Chartered accountants

MIRZA SUGAR MILLS LTD.

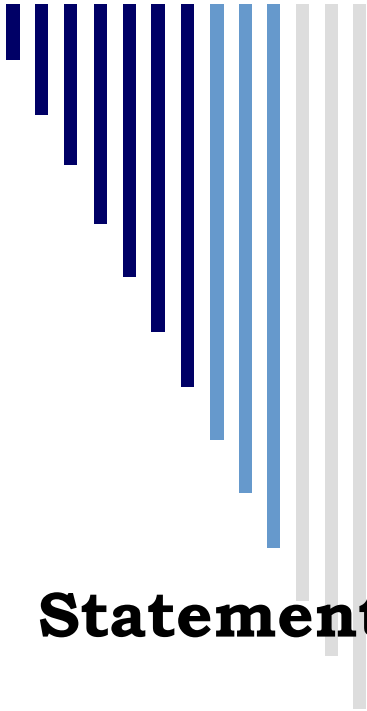


Annexure # 2
Statement Showing Cost of
Sugar-Cane Produced

FOR THE YEAR ENDED
SEPTEMBER 30TH, 2008

Ale Imran & Co.
Chartered accountants

MIRZA SUGAR MILLS LTD.



Annexure # 3

**Statement Showing Cost of Sugar Cane
Crushed**

**FOR THE YEAR ENDED
SEPTEMBER 30TH, 2008**

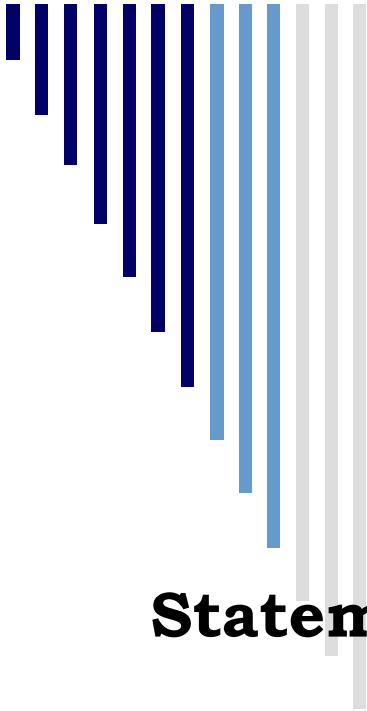
MIRZA SUGAR MILLS LIMITED
Statement Showing Cost Of Sugar Cane Crushed
For The Year Ended September 30, 2008

ANNEXURE # 3

| Quantitative Data - (M. Tons) | Current year 2008 | | | Prior Year 2007 | | |
|---------------------------------------|-------------------|-------------------|-----------------------|-------------------|-----------------|-----------------------|
| Total Sugar Production (M.Tons) | 31,090.00 | | | 20,131.50 | | |
| Description | Qty (Ton) | Rs.(Ton) | Amount | Qty (Ton) | Rs.(Ton) | Amount |
| Sugar Cane Purchased (S) | 334,735.32 | 1,583.71 | 530,123,673.64 | 210,622.19 | 1,675.00 | 352,792,205.40 |
| Commission on Sugar Cane (S) | | | - | 210,622.19 | 1.07 | 224,664.03 |
| Quality Premium (S) | | | - | 210,622.19 | 100.00 | 21,062,219.00 |
| Sugar Cane Loading/unloading(S) | 334,735.32 | 2.9691 | 993,860.21 | 210,622.19 | 4.19 | 881,704.28 |
| Prime Cost | 669,470.64 | 1,586.6791 | 531,117,533.85 | 842,488.76 | 1,780.25 | 374,960,792.71 |
| Taxes & Levies (D) | | | | | | |
| Road Cess | 334,735.32 | 6.25 | 2,092,095.74 | 210,622.19 | 6.25 | 1,316,388.70 |
| SUB TOTAL | 334,735.32 | 6.25 | 2,092,095.74 | 210,622.19 | 6.25 | 1,316,388.70 |
| Transportation Charges (D) | | | | | | |
| Transportation Subsidy on Sugar Cane | 334,735.32 | 18.50 | 6,192,326.77 | 210,622.19 | 178.70 | 37,639,123.12 |
| Sugar Cane Procurement Exp | 334,735.32 | 0.06 | 19,415.00 | 210,622.19 | 0.20 | 41,214.00 |
| SUB TOTAL | 334,735.32 | 18.56 | 6,211,741.77 | 210,622.19 | 178.90 | 37,680,337.12 |
| Salaries, Wages & Benefits (AN.6) (S) | 334,735.32 | 16.77 | 5,612,425.28 | | | |
| Other Expenditure at Cane Centers (D) | | | | 210,622.19 | 24.00 | 5,055,060.27 |
| Other Expenses | 334,735.32 | 0.47 | 156,460.00 | 210,622.19 | 0.74 | 155,522.00 |
| SUB TOTAL | 334,735.32 | 0.47 | 156,460.00 | 210,622.19 | 0.74 | 155,522.00 |
| TOTAL FOR ANNEXURE | 334,735.32 | 1,628.73 | 545,191,887.81 | 210,622.19 | 1,990.14 | 419,168,100.80 |

Ale Imran & Co.
Chartered accountants

MIRZA SUGAR MILLS LTD.

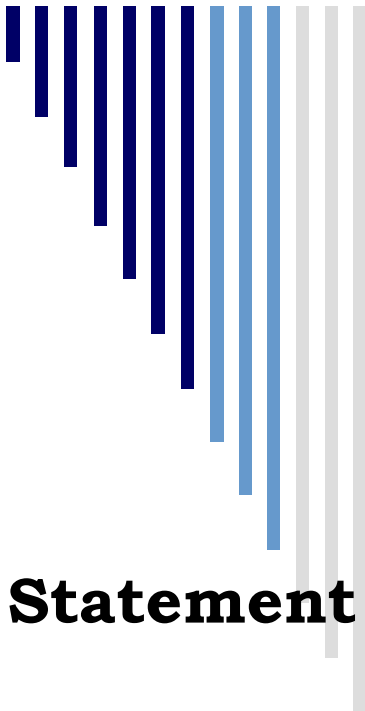


Annexure # 4
Statement Showing Cost of Beet
Consumed

FOR THE YEAR ENDED
SEPTEMBER 30TH, 2008

Ale Imran & Co.
Chartered accountants

MIRZA SUGAR MILLS LTD.



Annexure # 5

**Statement of Cost of Processing Material
Consumed**

**FOR THE YEAR ENDED
SEPTEMBER 30TH, 2008**

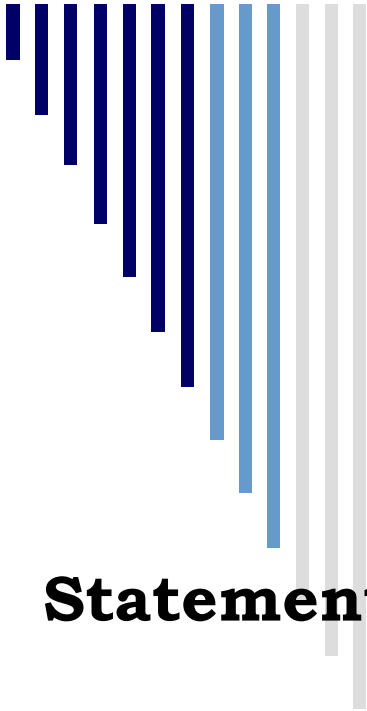
MIRZA SUGAR MILLS LIMITED
Statement of Cost of Process Material Consumed
For The Year Ended September 30, 2008

ANNEXURE # 5

| Quantitative Data - Bagged Sugar (M. Tons) | Current Year 2008 | | Prior Year 2007 | |
|--|-----------------------|---------------|-----------------------|---------------|
| Total Sugar Production (M.Tons) | 31,090.000 | | 20,131.500 | |
| | | | | |
| Description | Amount(Rs.) | Cost/Ton | Amount(Rs.) | Cost/Ton |
| Line Making Charges (S) | 63,699.00 | 2.05 | 57,916.00 | 2.88 |
| Other (S) | 8,937,008.86 | 287.46 | 4,675,484.12 | 232.25 |
| Total For Process Material Consumed | 9,000,707.86 | 289.50 | 4,733,400.12 | 235.12 |
| Less: Allocated to :- (D) | | | | |
| Raw Material (Annex. 01) | (9,000,707.86) | 0 | (4,733,400.12) | 0 |
| Steam (Annex. 07) | - | 0 | - | 0 |
| SUB TOTAL | (9,000,707.86) | 0 | (4,733,400.12) | 0 |
| Total for Annexure | - | - | - | - |

Ale Imran & Co.
Chartered accountants

MIRZA SUGAR MILLS LTD.



Annexure # 6

**Statement of Cost of Salaries, Wages &
Benefits**

**FOR THE YEAR ENDED
SEPTEMBER 30TH, 2008**

MIRZA SUGAR MILLS LIMITED

ANNEXURE # 6

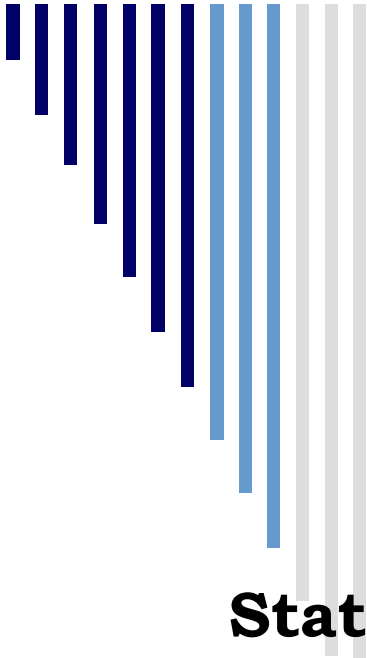
Statement of Cost of Salaries, Wages & Benefits

For The Year Ended September 30, 2008

| Quantitative Data - Bagged Sugar (M. Tons) | Current Year 2008 | | Prior Year 2007 | |
|---|------------------------|-----------------|------------------------|-----------------|
| Total Sugar Production (M.Tons) | 31,090.00 | | 20,131.50 | |
| Description | Amount(Rs.) | Cost/Ton | Amount(Rs.) | Cost/Ton |
| Salaries: (D) | | | | |
| Officers & Permanent Staff | 27,053,712.53 | 870.17 | 22,188,321.82 | 1,102.17 |
| Seasonal Staff | 2,166,377.38 | 69.68 | 2,562,543.88 | 127.29 |
| Daily Wages | 6,769,013.00 | 217.72 | 4,353,068.00 | 216.23 |
| Bonuses | 5,166,456.52 | 166.18 | 2,158,712.79 | 107.23 |
| Overtime | 1,282,414.42 | 41.25 | 1,191,968.93 | 59.21 |
| C.P.L | 583,456.29 | 18.77 | 522,281.00 | 25.94 |
| SUB TOTAL | 43,021,430.14 | 1,383.77 | 32,976,896.42 | 1,638.07 |
| Benefits: (D) | | | | |
| Medical Expenses | 564,293.00 | 18.15 | 582,354.90 | 28.93 |
| Canteen Subsidy/Expense | 125,116.00 | 4.02 | 107,347.00 | 5.33 |
| Welfare, Recreation | 42,300.00 | 1.36 | 41,900.00 | 2.08 |
| Education Cess/Expense | 23,100.00 | 0.74 | 7,250.00 | 0.36 |
| Group Insurance/Workmen Comp. | 505,968.00 | 16.27 | 472,538.00 | 23.47 |
| Provident Fund | 967,565.00 | 31.12 | 802,552.00 | 39.87 |
| Gratuity & Pension | 26,163.00 | 0.84 | 17,465.00 | 0.87 |
| E.O.B.I | 918,212.00 | 29.53 | 604,339.00 | 30.02 |
| Mess Subsidy/ Expenses | 662,528.50 | 21.31 | 535,401.17 | 26.60 |
| Others | 3,326,261.35 | 106.99 | 1,805,059.50 | 89.66 |
| SUB TOTAL | 7,161,506.85 | 230.35 | 4,976,206.57 | 247.19 |
| Total For Salaries, Wages & Benefits | 50,182,939.99 | 1,614.12 | 37,953,102.99 | 1,885.26 |
| Less: Allocated to :- (D) | | | | |
| Cost of Production&Sales(Annex.1) | (20,623,232.87) | | (15,007,146.20) | |
| Raw Material (Annex. 3) | (5,612,425.28) | | (5,055,060.27) | |
| Electricity Generation (Annex. 8) | (2,195,396.96) | | (1,851,585.55) | |
| Administration Expenses (Ann. 10) | (21,751,884.88) | | (16,039,310.97) | |
| SUB TOTAL | (50,182,939.99) | | (37,953,102.99) | |
| Total for Annexure | - | | - | |

Ale Imran & Co.
Chartered accountants

MIRZA SUGAR MILLS LTD.



Annexure # 7

**Statement of Cost of Steam
Generated Consumed**

**FOR THE YEAR ENDED
SEPTEMBER 30TH, 2008**

MIRZA SUGAR MILLS LIMITED
Statement of Cost of Steam Generated & Consumed
For The Year Ended September 30, 2008

ANNEXURE #7

| Quantitative Data - Bagged Sugar (M. Tons) | Current Year 2008 | | | Prior Year 2007 | | |
|---|-------------------|--|----------------|-----------------|--|----------------|
| | Unit | | Amount | Unit | | Amount |
| Types Of Steam Boilers Used | No. | | 2 | No. | | 2 |
| Number Of Days Worked | Days | | - | Days | | 101 |
| Installed Capacity | Tons | | - | Tons | | 0 |
| Utilized Capacity | Tons | | 226,376 | Tons | | 268,214 |
| Productions: | | | | | | |
| High Pressure Steam | Tons | | - | Tons | | 137,545 |
| Medium Pressure Steam | Tons | | 226,376 | Tons | | - |
| Low Pressure Steam | Tons | | - | Tons | | 130,668 |
| Less: Transit Losses | Tons | | 11,318 | Tons | | 6,877 |
| Total | Tons | | 215,057 | Tons | | 261,337 |

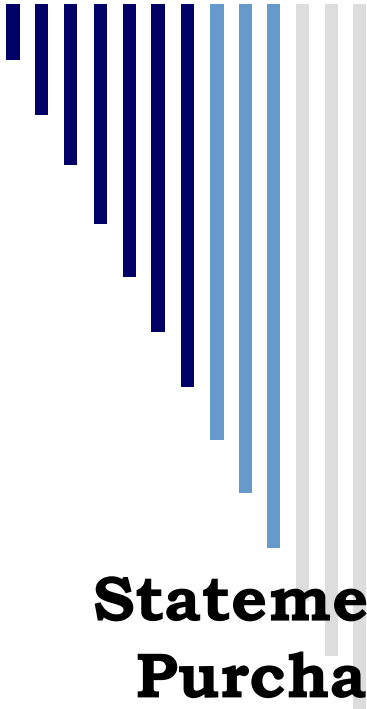
| Description | Quantity | Rs./Ton | Amount | Quantity | Rs./Ton | Amount |
|--------------------------------------|-------------------|--------------|---------------------|-------------------|--------------|---------------------|
| Fuels: (D) | | | | | | |
| Baggase - Purchased | - | 32.51 | - | - | | - |
| Furnace Oil | 10,069.20 | 32.51 | 328,401.60 | 40,767.85 | 17.28 | 704,438.60 |
| Fire Wood | 10,731.68 | 32.51 | 348,887.20 | 23,181.69 | 17.30 | 401,043.25 |
| SUB TOTAL | 2,800.89 | 32.51 | 677,288.80 | 63,949.54 | | 1,105,481.85 |
| - | | | | | | |
| Repairs & Maintenance (S) | 192,340.89 | 32.51 | 6,253,002.49 | 195,014.23 | 17.30 | 3,373,746.18 |
| Depreciation (S) | - | 32.51 | - | - | | - |
| Chemicals (Annex. 05) (S) | - | 32.51 | - | - | | - |
| Other Fac. O. Heads (Ann.09) (S) | 1,916.19 | 32.51 | 62,295.45 | 2,373.38 | 17.30 | 41,059.47 |
| Other Expenses (S) | - | 32.51 | - | - | | - |
| Total Cost Of Steam Generated | 215,057.98 | 32.51 | 6,992,586.74 | 261,337.15 | 17.30 | 4,520,287.50 |

| Allocations: (D) | | | | | | |
|-----------------------------------|---------------------|--------------|-----------------------|---------------------|--|-----------------------|
| White Bagged Sugar (An. 1) | (104,772.43) | 32.51 | (3,407,203.51) | (76,334.17) | | (3,461,325.24) |
| Elec. Power Generation (An. 8) | (110,285.55) | 32.51 | (3,585,383.23) | (61,211.70) | | (1,058,962.41) |
| Others (Col./Off. Bldg.) (An. 10) | - | 32.51 | - | - | | - |
| SUB TOTAL | (215,057.98) | 32.51 | (6,992,586.74) | (137,545.87) | | (4,520,287.65) |

| | | | | | | |
|---------------------------|-------------|--|----------|-------------------|--|----------|
| Total For Annexure | 0.00 | | - | 123,791.28 | | - |
|---------------------------|-------------|--|----------|-------------------|--|----------|

Ale Imran & Co.
Chartered accountants

MIRZA SUGAR MILLS LTD.



Annexure # 8

**Statement of Cost of Electric Power
Purchased/Generated/Consumed**

**FOR THE YEAR ENDED
SEPTEMBER 30TH, 2008**

MIRZA SUGAR MILLS LIMITED

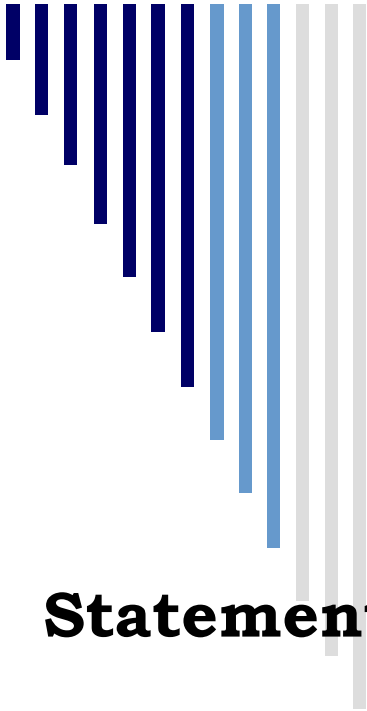
ANNEXURE # 8

Statement of Cost of Of Electric Power Purchased/Generated/Consumed
For The Year Ended September 30, 2008

| Quantitative Data - (M. Tons) | Current Year 2008 | | | Prior Year 2007 | | |
|---|-----------------------|-------------|------------------------|-----------------------|-------------|----------------------|
| Installed Capacity | 0 | | | 0 | | |
| Units Generated | 8,169,300 | | | 5,564,916 | | |
| Description | Quantity | Rate/Unit | Amount | Quantity | Rate/Unit | Amount |
| Steam(Ann-07) (S) | 2,889,664.57 | 1.24 | 3,585,383.23 | 705,974.94 | 1.50 | 1,058,962.41 |
| Sal. Wages & Ben. (An.6) (S) | 1,770,481.41 | 1.24 | 2,195,396.96 | 1,234,390.36 | 1.50 | 1,851,585.54 |
| Repair & Maintenance (S) | 312,875.22 | 1.24 | 387,965.28 | 613,478.52 | 1.50 | 920,217.78 |
| Duty On Electricity (S) | 65,883.06 | 1.24 | 81,695.00 | 38,493.33 | 1.50 | 57,740.00 |
| Diesel for Generator(S) | 763,617.74 | 1.24 | 946,886.00 | 560,446.66 | 1.50 | 840,669.99 |
| Power Purchased(S) | 2,294,206.45 | 1.24 | 2,844,816.00 | 2,348,342.00 | 1.50 | 3,522,513.00 |
| Depreciation(S) | - | 1.24 | - | 0.00 | 1.50 | 0.00 |
| Other Fact. O. heads (An. 9)(S) | 72,572.48 | 1.24 | 89,989.88 | 50,367.09 | 1.50 | 75,550.64 |
| Total Cost Of Eelec. Power Gener. | 8,169,300.96 | 1.24 | 10,132,132.35 | 5,551,492.90 | 1.50 | 8,327,239.35 |
| Allocations: (D) | | | | | | |
| 08-9501 White Bag'd Sugar(An. 1) | (8,334,369.96) | 1.24 | (9,905,811.27) | (5,788,546.00) | 1.50 | -8,061,497.89 |
| 85-9510 Others (Col. Off Bldgs.) (An. 10) | (182,517.00) | 1.24 | (226,321.08) | (177,161.00) | 1.50 | -265,741.50 |
| SUB TOTAL | (8,516,886.96) | 1.24 | (10,132,132.35) | (5,965,707.00) | 1.50 | -8,327,239.39 |
| Total for Annexure | (347,586.00) | 1.24 | - | (414,214.10) | 1.50 | 0 |

Ale Imran & Co.
Chartered accountants

MIRZA SUGAR MILLS LTD.



Annexure # 9

Statement of Other Factory Overheads

FOR THE YEAR ENDED
SEPTEMBER 30TH, 2008

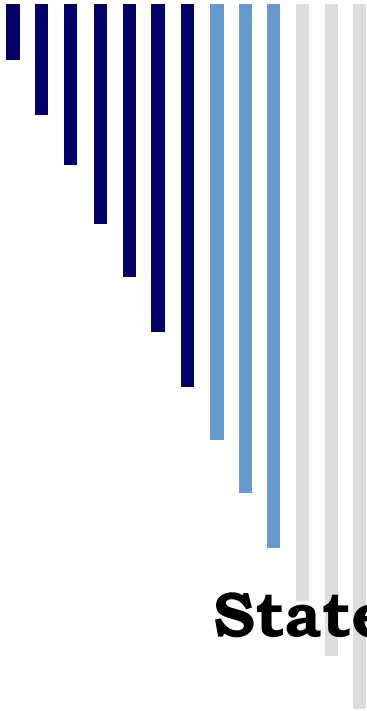
MIRZA SUGAR MILLS LIMITED
Statement of Other Factory Overheads
For The Year Ended September 30, 2008

ANNEXURE # 9

| Quantitative Data - (M. Tons) | Current Year 2008 | | Prior Year 2007 | |
|--|-----------------------|-----------------------|-----------------------|-----------------------|
| Total Sugar Production (M. Tons) | 31,090.00 | | 20,131.50 | |
| Description | Amount(Rs.) | Cost/Ton | Amount(Rs.) | Cost/Ton |
| Printing & Stationary(S) | 302,265.16 | 9.72 | 289,452.14 | 14.38 |
| Postages & Telegram (S) | 25,516.00 | 0.82 | 27,501.00 | 1.37 |
| Telephone & Telex Charges(S) | 435,195.00 | 14.00 | 305,454.00 | 15.17 |
| Travelling & Conveyance(S) | 410,280.00 | 13.20 | 362,449.00 | 18.00 |
| Subscription, Books & Periodicals(S) | 129,950.00 | 4.18 | 101,100.00 | 5.02 |
| Entertainment Exp. (S) | 146,655.40 | 4.72 | 122,002.00 | 6.06 |
| Vehicle Maintenance(S) | 1,958,410.24 | 62.99 | 1,611,294.07 | 80.04 |
| Other Expenses(S) | 3,368,387.00 | 108.34 | 2,473,139.00 | 122.85 |
| Total For Other Factory Overheads | 6,776,658.80 | 217.97 | 5,292,391.21 | 262.89 |
| Less: Allocated to :- (D)(D) | | | | |
| 09-9501 White Bagged Sugar (Annex-01) | (6,624,373.47) | | (5,175,781.01) | |
| 09-9507 Steam Generation(Annex - 07) | (62,295.45) | | (41,059.56) | |
| 09-9508 Electric Generation(Annex - 08) | (89,989.88) | | (75,550.64) | |
| SUB TOTAL | (6,776,658.80) | | (5,292,391.21) | |
| Total for Annexure | - | | - | |
| ALLOCATION BASIS TO FOLLOWING ANNEXURES | | | | |
| Description | Allocation Amt. | Base Amt. | Allocation Amt. | Base Amt. |
| Production & Sales | 6,624,373.47 | 736,953,345.14 | 5,175,781.01 | 483,173,571.41 |
| Cost of Steam Generated/ Cons. | 62,295.45 | 6,930,291.29 | 41,059.56 | 5,082,540.94 |
| Cost of Electric Power Gener. | 89,989.88 | 10,011,262.52 | 75,550.64 | 7,288,655.67 |
| TOTALS | 6,776,658.80 | 753,894,898.95 | 5,292,391.21 | 495,544,768.02 |

Ale Imran & Co.
Chartered accountants

MIRZA SUGAR MILLS LTD.



Annexure # 10

**Statement of Administrative
Expenses**

**FOR THE YEAR ENDED
SEPTEMBER 30TH, 2008**

MIRZA SUGAR MILLS LIMITED

ANNEXURE # 10

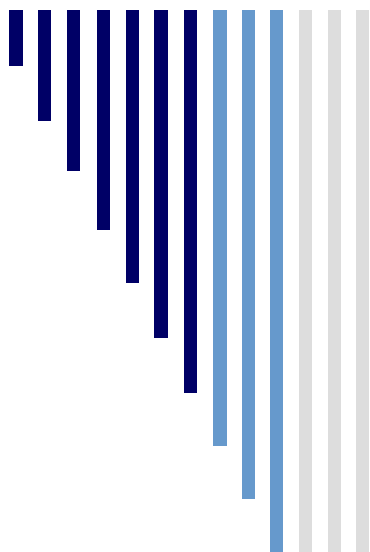
Statement of Administrative Expenses
For The Year Ended September 30, 2008

| Quantitative Data - (M. Tons) | Current Year 2008 | Prior Year 2007 |
|---------------------------------|-------------------|-----------------|
| Total Sugar Production (M.Tons) | 31,090.00 | 20,131.50 |

| Description | Amount (Rs.) | Cost/Ton | Amount(Rs.) | Cost/Ton |
|--|----------------------|-----------------|----------------------|-----------------|
| Salaries, Wages & Benefits (Annex.6) (S) | 21,849,948.88 | 702.80 | 16,146,810.97 | 802.07 |
| Rent, Rates & Taxes (S) | 150,000.00 | 4.82 | 152,000.00 | 7.55 |
| Insurance (S) | 107,264.00 | 3.45 | 271,073.00 | 13.47 |
| Water, Gas & Electricity (S) | 678,121.00 | 21.81 | 344,382.00 | 17.11 |
| Printing & Stationary (S) | 255,225.00 | 8.21 | 229,045.00 | 11.38 |
| Postages & Telegrams (S) | 58,900.00 | 1.89 | 52,605.00 | 2.61 |
| Telephone, Fax & Telex Charges (S) | 451,573.00 | 14.52 | 438,638.00 | 21.79 |
| Repairs & Maintenance (S) | 1,295,419.63 | 41.67 | 725,101.50 | 36.02 |
| Travelling Expenses (S) | 387,473.00 | 12.46 | 322,541.00 | 16.02 |
| Fees & Subscription (S) | 542,903.00 | 17.46 | 904,592.00 | 44.93 |
| Entertainment Expenses (S) | 62,484.17 | 2.01 | 78,405.00 | 3.89 |
| Advertisement Expenses (S) | 35,600.00 | 1.15 | 25,460.00 | 1.26 |
| Legal & Professional (S) | 460,000.00 | 14.80 | 519,000.00 | 25.78 |
| Audit Expenses/Remuneration (S) | 428,189.00 | 13.77 | 69,900.00 | 3.47 |
| Vehicle Running Expenses (S) | 1,832,866.04 | 58.95 | 1,117,776.99 | 55.52 |
| Charity & Donation (S) | 13,500.00 | 0.43 | 105,000.00 | 5.22 |
| Lease Rentals (S) | 0.00 | - | 0.00 | - |
| Directors Meeting Fees (S) | 0.00 | - | 0.00 | - |
| Advertisement Expenses (S) | 0.00 | - | 3,000.00 | 0.15 |
| Depreciation | 1,058,821.00 | 34.06 | 786,629.00 | 39.07 |
| Audit Fee & Exp. (S) | 0.00 | - | 277,500.00 | 13.78 |
| Electric Power Generation (D) | | - | | - |
| Electric Power Gen. - Office BL | 0.00 | - | 169,495.50 | 8.42 |
| Electric Power Gen. - Colony | 226,321.08 | 7.28 | 96,246.00 | 4.78 |
| SUB TOTAL | 226,321.08 | 7.28 | 265,741.50 | 13.20 |
| Other Expenses (S) | 2,272,534.86 | 73.10 | 1,507,217.51 | 74.87 |
| TOTAL FOR ANNEXURE | 32,167,143.66 | 1,034.65 | 24,342,418.47 | 1,209.17 |

Ale Imran & Co.
Chartered accountants

MIRZA SUGAR MILLS LTD.



Annexure # 11
Statement of Selling &
Distribution Expenses

FOR THE YEAR ENDED
SEPTEMBER 30TH, 2008

MIRZA SUGAR MILLS LIMITED
Statement of Selling Expenses
For The Year Ended September 30, 2008

ANNEXURE # 11

| Quantitative Data - (M. Tons) | Current Year 2008 | | Prior Year 2007 | |
|---------------------------------|---------------------|-----------------|--------------------|-----------------|
| Total Sugar Production (M.Tons) | 31,090.00 | | 20,131.50 | |
| Description | Amount(Rs.) | Cost/Ton | Amount(Rs.) | Cost/Ton |
| Stacking & Restacking (S) | 146,278.85 | 4.71 | 75,819.85 | 3.77 |
| Loading / Unloading (S) | 571,758.10 | 18.39 | 333,164.70 | 16.55 |
| Others (S) | 1,606,733.00 | 51.68 | - | 0.00 |
| Total For Annexure | 2,324,769.95 | 74.78 | 408,984.55 | 20.32 |